







School Performance Measures

The following are the (unvalidated) key stage results for 2019.

Attainment measures (Unvalidated Results)	All	3 Year Trend	National
EYFS			
% with a GLD at the end of EYFS	61.1	↑	71.8
Phonics			
% achieving the expected standard in phonics by end of year 1	78	↓	82
KS1	All	3 Year Trend	National
% achieving the expected standard or above in reading at the end of year 2	63.2	↑	75
% achieving a high standard in reading at the end of year 2	17.5	↑	25
% achieving the expected standard or above in writing at the end of year 2	56.1	↓	69
% achieving a high standard in writing at the end of year 2	8.8	↓	15
% achieving the expected standard or above in mathematics at the end of year 2	73.7	↑	76
% achieving a high standard in mathematics at the end of year 2	12.3	↓	22
KS2	All	3 Year Trend	National
% achieving the expected standard in reading or above at the end of year 6	63	↑	73
% achieving a high standard in reading at the end of year 6	18.5	↑	27
Reading average scaled score	101.8	↑	104.4
% achieving the expected standard in writing at the end of year 6	70.4	↓	78
% achieving a high standard in writing at the end of year 6	14.8	↑	20
% achieving the expected standard in mathematics at the end of year 6	63	↑	79
% achieving a high standard in mathematics at the end of year 6	13	↑	27
Mathematics average scaled score	101.7	↑	105

% achieving the expected standards in R, W and M at the end of year	51.9		65
% achieving at a higher standard in R, W and M at the end of year 6	5.6		10
% achieving the expected standard in EPGS at the end of year 6	75.9		78
% achieving a high standard in EGPS at the end of year 6	29.6		36
EPGS average scaled score	106.1		106.3
% achieving at the expected standard in science by the end of year 6	93		83
Progress Measures	Score		
Progress scores for reading from key stage 1 to key stage 2 -2.58	-1.53		
Progress scores for writing from key stage 1 to key stage 2 -1.05	-0.54		
Progress scores mathematics from key stage 1 to key stage 2 -2.82	-2.17		